


GLASS SHELVES

Tempered glass top, aluminum pad for fixing of the floor at the base.



DIMENSIONI STANDARD

1. TRANSPARENT




ø 600 mm	8,5 kg
ø 700 mm	10 kg
ø 800 mm	12,5 kg
ø 1000 mm	20 kg



600 x 600 mm	9 kg
700 x 700 mm	12,5 kg

2. ACID




ø 600 mm	8,5 kg
ø 700 mm	10 kg
ø 800 mm	12,5 kg
ø 1000 mm	20 kg




600 x 600 mm	9 kg
700 x 700 mm	12,5 kg

3. BLACK



ø 800 mm	12,5 kg
----------	---------

4. WHITE




ø 700 mm 10 kg
ø 1000 mm 20 kg



1500 x 800 mm 23 kg
1600 x 800 mm 26 kg

5. ACID-ETCHED



ø 790 mm 7,5 kg



690 x 690 mm 7 kg



1400 x 700 mm ? kg

TECHNICAL FEATURES

- Tempered glass
- Aluminium slide ø70 mm, ø80 mm
ø85 mm, ø120 mm, 85 x 85 or 120 x 120
- Thickness 10 mm
- Straight edges

* see "[Warranty, cleaning and maintenance of the products, use and placement of the products](#)"