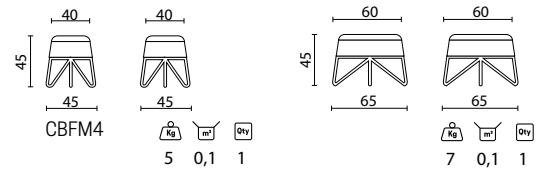
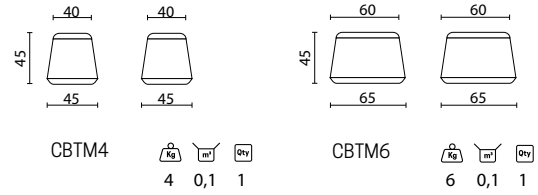




## DIMENSIONI / SIZE



## CERTIFICAZIONI / CERTIFICATIONS

### COMPLETAMENTI

#### SEDUTA

L'anima del prodotto è in polistirene ad alta densità e legno MDF, interamente rivestito con resine espanse indeformabili.

#### STRUTTURE

Disponibile versione a terra con piedini in materiale plastico anti graffio, versione in tubolare metallico sezione circolare diam.16mm e versione con gambe in legno di faggio naturale supportati da una piastra metallica verniciata. Le finiture metalliche sono disponibili nere, bianche o grigio chiaro.

#### TESSUTI

Disponibile versione tinta unita o bicolore in diverse tipologie e colorazioni presenti nelle cartelle rivestimenti LT Form.

### COMPLEMENTS

#### SEAT

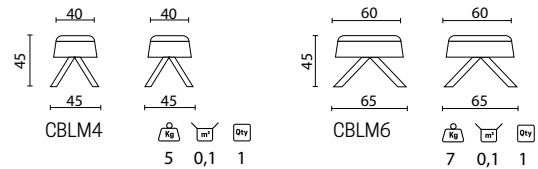
Product core is in high-density polystyrene and MDF wood, entirely covered with non-deformable expanded resins.

#### STRUCTURES

Available on floor-mounted version with feet in non-scratching plastic, version in metal tubing circular section diam. 16mm and version with legs in natural beech wood supported by a painted metal plate. Metallic finishes available in black, white or light grey.

#### FABRICS

Available in one or two colours in the different types and colours as detailed in the LT Form upholstery charts.



## TELAIO / FRAME



### CBTM4/B4

Pouf a terra Ø40 monocolor/bicolore  
 - Struttura monoblocco con piedini plastici.

Floor pouf Ø40 one-colour/two-colour  
 -One-piece structure with plastic feet.



### CBFM4/B4

Pouf base in metallo Ø40 monocolor/  
 bicolore  
 - Struttura telaio in tubolare metallico  
 Ø16mm verniciato.

Pouf base in metal Ø40 one-colour/  
 two-colour  
 -Frame structure in painted metal tubing  
 Ø16mm.



### CBLM4/B4

Pouf base in legno Ø40 monocolor/  
 bicolore  
 -Gambe in legno di faggio naturale  
 supportati da una piastra metallica  
 verniciata.

Pouf with wooden base Ø40 one-colour/  
 two-colour  
 -Legs in natural beech wood supported  
 by a painted metal plate.

### CBTM6/B6

Pouf a terra Ø60 monocolor/bicolore  
 - Struttura monoblocco con piedini  
 plastici.

Floor pouf Ø60 one-colour/two-colour  
 -One-piece structure with plastic feet.

### CBFM6/B6

Pouf base in metallo Ø60 monocolor/  
 bicolore  
 - Struttura telaio in tubolare metallico  
 Ø16mm verniciato.

Pouf base in metal Ø60 one-colour/  
 two-colour  
 -Frame structure in painted metal tubing  
 Ø16mm.

### CBLM6/B6

Pouf base in legno Ø60 monocolor/  
 bicolore  
 -Gambe in legno di faggio naturale  
 supportati da una piastra metallica  
 verniciata.

Pouf with wooden base Ø60 one-colour/  
 two-colour  
 -Legs in natural beech wood supported  
 by a painted metal plate.

#### COLORI TELAIO / FRAME COLOURS



G N B

#### COLORI TELAIO / FRAME COLOURS

