

COMPONI YOGA:
CREATE YOUR YOGA:
FAITES VOS YOGA:

1 - SCEGLI LA GAMBA CHOOSE LEG - CHOISIR PIÉTEMENT



A1BD, A2BD


A1GY, A2GY

A1NY, A2NY

A1CF

A2RL

2 - SCEGLI IL GIUNTO CHOOSE JOINT - CHOISIR LIAISON



A1BD, A2BD

A1GY, A2GY

A1NY, A2NY

A1CF

A2RL

3 - SCEGLI LA TRAVE CHOOSE BEAMS - CHOISIR POUTRE



A2BD

A2GY

A2BNY

A1CF


A2RL

4 - SCEGLI IL PIANO CHOOSE WORKTOP - CHOISIR PLANS

IMPIALLACCIATI - WOOD VENEER - PLAQUES



ESSENZE MELAMINICHE STANDARD - MELAMINE STANDARD TYPES - ESSENCES MELAMINE STANDARD



ESSENZE MELAMINICHE ON DEMAND - MELAMINE ON DEMAND TYPES - ESSENCES MELAMINE ON DEMAND

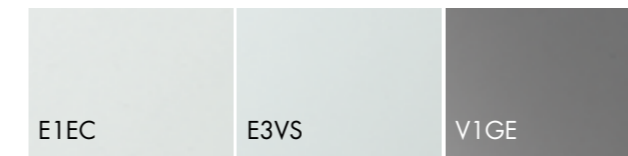
LACCATI OPACHI - MATT LAQUERED - LAQUEES MATES



VETRI LACCATI [E1] - LACQUERED GLASSES [E1] - VERRES LAQUEES [E1] | VETRI LACCATI NO-PRINT [E3] - NO-PRINT LACQUERED GLASSES [E3] - VERRES LAQUEES NO-PRINT [E3]



VETRI TRASPARENTI - CLEAR GLASS - VERRES TRANSPARENTES



RIVESTIMENTI PELLE - LEATHER COVER - COUVERTURE EN CUIR

